



SALTO


GREEN TRANSITION &
SUSTAINABLE DEVELOPMENT



CLIMATE FRESH

All the cards are in your hands!

<https://www.youtube.com/watch?v=GOoKQle0DLE&t=1824s>



 1m10

Discover Climate Fresk

A scientific, creative and collaborative workshop, to learn about the mechanisms of climate change.

The essentials

"**Climate Fresk**" is both the name of the collaborative workshop, and of the French nonprofit that works on disseminating it. It's now present throughout the European continent and the world.

The concept: A collaborative serious game, composed of 42 cards detailing the causes and consequences of climate change.

The goal: accelerate the understanding of climate issues, disseminate scientific knowledge, and empower people to take the lead in the inevitable transition.

The Climate Fresk NGO has already partnered with the European Commission and the European Council, and is already used by NAs.



How it works

The workshop has 4 parts,
relying on 4 pillars of learning:

Reasoning
Imagining
Feeling
Committing



1hr30

Understanding the story
of climate change



25 mins

Anchoring the new
information learned



15 mins

Welcoming and sharing
emotions



50 mins

Launching into action



During the workshop, participants are handed 42 cards, each one illustrating a component of climate change.

Working together, they place the cards on the table and draw connections.

Doing so, they create their own fresk that showcases the mechanisms of climate change.


Afterward, participants get to reflect on what they learned and how to be actors of change.

The fresk produced can be kept and exposed to raise awareness.

A lighter version of the Fresk exists for children 10 to 14, using 21 cards and lasting only 2.5 hours.

Want to experience a Climate Fresk workshop before organizing one?

Check if public sessions are available in your city or consider an online Fresk.





In person

The facilitator will provide the Climate Fresk cards and all the materials needed (pencils and paper board).

The organizer just have to provide a room were participants can move and talk freely around.



Online

The online workshop can run on Zoom, Google Meet or Teams.

The participants and the facilitator will use an online whiteboard tool called Mural or Miro to create their Fresk.

Participants just need a computer or tablet, a stable internet connection and a quiet place where they're comfortable speaking out loud.





Key Figures



1 200 000
participants




60 000
facilitators



50
countries



50
languages



Why choose Climate Fresk?

Science-based: the Fresk is based on the IPCC reports, one of the most respected scientific publications on global warming.

Multilingual: the Fresk is available in more than 40 languages.

Accessible: the workshop is open to people with any level of previous knowledge on climate change. Even sceptics can attend and confront their beliefs to the facts.

Implementable: you have at hand a low-tech, efficient tool that was tested and approved throughout Europe.

Interactive: participants get to be actors of their learning, collaborate and express themselves. The workshop is a great icebreaking and teambuilding tool.





Get started

- Fill out a request form (in English) with all the information about your project on: <https://climatefresk.org/world/organisations/>
- Remember to mention Erasmus+/ESC in the fields "Name of your organisation", or "Is there anything else we should know?". This will help us track the roll out of Climate Fresk workshops.
- Discuss your project with the local Climate Fresk representative who will contact you back. They will help you plan and budget your event.
- Select the facilitators you want to work with, and contact them to set up the workshop.
- Invite your participants!



What is required?



5 to 7 participants per group

One facilitator can work with two groups so up to 14 participants.



1 table per group

It should be at least 2m x 1m, in a calm place

One facilitator for two groups

One facilitator can work with up to 14 participants.



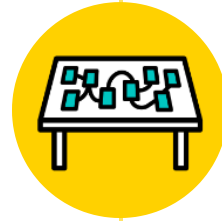
3 hours

with only 15 min to set up the workshop and 5 minutes to tidy up.



How to become a facilitator ?

Want to go a step further? Become a facilitator or encourage your colleagues to do it!



3h

Attend a Climate Fresk as a participant



7h

Attend a facilitator training day



3h

Facilitate your first Fresk while supported by a coach



Start facilitating

Launch and facilitate Fresks anywhere!



Train facilitators in your agency

Speed up the Climate Fresk rollout in your agency by having your own facilitators in the staff. This makes the workshop much more affordable, as the cost is mostly the trainers' compensation.

When using your own facilitators, you only have to pay 3€ per participants for the use of the Climate Fresk workshop.

This can also help you gain independence and flexibility, letting organise workshops quickly when it suits you. Trained colleagues will also skill up, developing their climate knowledge and group facilitation skills.



Sign up to become a workshop facilitator on the Climate Fresk website :

<https://climatefresk.org/world/become-facilitator/>

Trainings are available in different languages, both online and in person.



Watch Q&A sessions

This guide is the follow-up to a serie of webinars organised by the ressource center SALTO Green, with the participation of representants from the Climate Fresk project.

Watch the full webinar and Q&A session here :

<https://www.youtube.com/watch?v=GOoKQle0DLE>

<https://youtu.be/ZXuEgjiSW9M>



It's your turn to act!



Visit the Climate Fresk to learn more:
<https://climatefresk.org/>



Attend your own workshop:
<https://climatefresk.org/world/registration-workshop/>



Contact SALTO Green to give us feedback:
Salto.Green@agence-erasmus.fr





SALTO

GREEN TRANSITION &
SUSTAINABLE DEVELOPMENT



CLIMATE FRESH

All the cards are in your hands!

